

ice

ice
2024



Certified



Corporation





NEW



WHAT'S NEW FROM ICE

NEW ICE CUSTOM COLLECTION COLOURS

ICE trikes are available in a wide range of colours. Wow! Express your style and personality with your new trike colour from one of four exciting collections

SHIMANO EP8 AND EP6 E-BIKE SYSTEMS

ICE Trikes now come with the powerful Shimano EP801 or EP6 E-Bike motor systems. All the power you need at just the right time

SHIMANO CUES, DRIVETRAIN AND COMPONENT UPDATES

ICE Trikes are now available with new Shimano Cues drive-trains, Di2 gearing options, new easy to use trigger shifters with custom cable redirectors, a new rear lighting system with integrated flag mount and many other component updates




CUSTOM
COLLECTION

YOUR TRIKE | 60 COLOURS



CUSTOM COLLECTION

Choose your new trike from one of over
60 colours from four exciting collections

EARTH | AIR | FIRE | WATER

Beautiful vibrant colours, modern pastels
and rich metallics. For full details and to see the
four colour collections, visit our website



25 YEAR ANNIVERSARY SPECIAL EDITION

To celebrate our anniversary we have created a
beautiful new **25 year Anniversary Special Edition**
'ICE Cream' colour scheme that is available on all
folding trikes during 2024. All anniversary special
editions come with matching custom accessories.

Ride your very own piece of ICE history with these
beautiful custom trikes with matching accessories.



Pre-production visualisation shown.

ICE TRIKES, EMPLOYEE OWNED

Back in 2022 ICE Trikes, world leaders in the manufacture of recumbent trikes, is investing in a growing market by restructuring and securing the talent of its staff by becoming employee-owned.

ICE WAS ESTABLISHED BY NEIL SELWOOD AND CHRIS PARKER IN 1998

They were driven by two ideals: to design, develop, and produce the ultimate recumbent trikes and to support ICE owners with the highest level of customer service. Today, from our headquarters in Cornwall, England, we continue to champion these ideals and share in the magic of ICE trikes with thousands of customers across 32 countries worldwide.

THE VTX HAS WON WORLD RECORDS AND WINNER OF THE 2024 WHPVA CHAMPIONSHIPS

We all know the ICE VTX is the trike you ride if you want to go fast. The VTX has proven again its race winning performance being ridden to victory by Philippe Descubes and Thaïs Leborgne in the **2024 WHPVA mens and womens** unfaired multi-track trike category in Kent, UK.

Caleb Cline from Las Vegas set 10 WUCA world records in a 24hr road cycling event. He cycled 322.91 miles in a 24hr period on Nevada’s public roads achieving 10 world records at the time.

Jochem Leemans from the Netherlands set two WUCA world records on the ICE VTX for fastest trike rider over 100 miles in 3hrs 54 minutes.



RECORD SETTING
PERFORMANCE



EXPLORE-ENJOY-DISCOVER



E-ASSIST



BEAUTIFULLY BUILT INTO OUR TRIKES, THE SHIMANO E-BIKE SYSTEMS GIVES YOU THE PUSH TO EXPLORE FURTHER

SHIMANO EP8 OR EP6 E-BIKE SYSTEMS

All ICE folding trikes are available with the powerful Shimano EP801 or EP6 E-Bike Systems. For those who are not confident in changing gear, there is also an optional fully automatic electronic gear shifting systems available, available on most models.

The optional Shimano E-Bike systems are fully integrated into the ICE Adventure, Adventure HD, Sprint X Tour, Sprint X and Full Fat trike models. You can still fold your trike with e-assist.

With a powerful electric motor mounted at the front of the trike, the battery mounted under the seat, a handlebar-mounted controller, and a well protected wiring loom, the whole system blends in and keeps your trike looking as great as ever.

SHIMANO
E-BIKE
SYSTEMS

EP8
EP6

MOTOR SYSTEM AND COMPONENTS

CYCLING COMPUTER AND CONTROLLER

The computer and its control unit have a clear and intuitive interface, Bluetooth connectivity, loaded with functionality. The computer will keep you up to date with all the information you need throughout your ride. The system runs, as standard, with Shimano Di2 software. This allows ICE dealers to quickly and simply run diagnostics tests if ever needed.

DRIVE UNIT

The Shimano E-Bike system includes a powerful motor with a smooth output. Providing a seamless and easy ride from a standing start, simply pedal as normal and the motor will assist at your preferred level. Shown below with optional lighting.

BATTERY

The system comes with a high quality Shimano lithium-ion battery. Locked to the low stable mounting point, tucked away behind the seat, the powerful 630Wh battery can be conveniently charged in situ or away from the trike.

A second optional battery mount is available to mount an additional battery on the back of the Ergo-Luxe and Ergo-Flow seats.

CONTROLLER



DRIVE UNIT



BATTERY



SECOND OPTIONAL BATTERY MOUNT



SHIMANO EP8 OR EP6 E-BIKE SYSTEMS

Power your cycling with the EP801 or EP6 motor system. The system features a powerful 250w, 85Nm electric motor. All the power you need at just the right time. Smooth direct power, responsive, quiet, lighter in weight and fully controllable. All the power and confidence you need to explore where the road takes you.

Choose between Boost, Trail, Eco and intelligent Walk modes. Bluetooth technology lets you customise and adjust riding modes and settings conveniently from your smart phone. Different gearing solutions are available to choose from; mechanical derailleur gearing, Shimano XT Di2 electronic, and automatic derailleur gear shifting, **Enviolo fully automatic stepless gear shifting** and the Rohloff 14 speed hub gearing are all available to suit your riding style.

EP801 AND EP6 SPECIFICATIONS

- 3 Levels of assist: Boost, Trail and Eco
- Intelligent walk assist mode
- 85Nm torque
- Lightweight at only 2.6kg or 2.9kg
- Quieter operation
- Customize your ride
- 36v/17.5Ah (630Wh) battery
- 36% less drag
- Assists up to 25 km/h (15.7 mph) in EU and UK, 20 mph in USA

enviolo
AUTOMATI*Q*™



FORGET GEARS! AUTOMATIC GEAR SHIFTING

The **Enviolo AutomatiQ hub** offers truly fully automatic stepless gear shifting. Forget gears! Simply pedal and go. Set your preferred pedaling speed once and the hub will constantly adjust its internal gear ratio to maintain a steady smooth pedaling speed regardless of the trike speed or riding conditions you encounter. If you ride uphill it will adjust to a lower gear ratio and if you ride downhill it will do the opposite. It's very clever!

FORGET
GEARS!

- **Fully automatic stepless gear changing**
- The hub constantly adjusts to suit your preferred pedaling speed
- Change gear under full load
- Always in the right gear, even after a sudden stop
- Ideal for riders who have trouble with gears
- Easy to use Bluetooth Smartphone App
- Available on 26" and 20" Shimano systems, Adventure, Adventure HD and Sprint X Tour trikes
- Great 380% gear range

INTEGRATED LIGHTS

Optional high-power lights are available fully integrated into the Shimano STEPS system. They can also be used in the day time for extra visibility.





ENJOY-CYCLING-MORE




EXPLORE-YOUR-WORLD

DESIGNED FOR YOU

BECAUSE THE DETAILS MATTER

Our designers spend hours considering every detail. Our painters refuse to accept anything but the finest finish. The result: a trike which looks sublime, rides with smoothness and precision, and stands the test of time.

All ICE trikes are fitted with indirect steering for natural and intuitive handling. Even at high speed, handling remains controlled, predictable, and light. No Brake Steer geometry ensures that steering is not affected by braking at speed, uneven terrain, or cornering. When riding, all ICE trikes retain their stability and effortless handling so that you can enjoy the ride.



ROAD RESPONSE SYSTEM

ICE trikes are available with front and rear adjustable Road Response Suspension. These systems ensure a comfortable ride without compromising power transfer or handling. Designed to be effective, durable, and reliable, the only thing you'll notice is the smooth ride with 1.5" (40mm) of front travel and 4" (100mm) of rear.

RIDER POSITIONING SYSTEM

A great ride starts with a well-fitted trike. The position of the cranks, seat, and handlebars can be easily adjusted. Contacting parts are hard black anodised to prevent cosmetic wear. Custom brackets, and a choice of cranks and seat types go further to ensure the perfect fit for you.

SWEPT CRUCIFORM, WIDER COCKPIT & SECURE INDEXED HANDLEBAR CLAMPS

ICE Adventure and Adventure HD feature handlebars which allow for a wider, roomier cockpit. All ICE Trike models feature an easy access swept cruciform. A handlebar clamping system for all our folding trikes features secure indexed clamps, ensuring easy handlebar alignment when folding and unfolding and solid handlebar positioning while riding.

EASY ACCESS CRUCIFORM

GREAT LOOK AND A GREAT DESIGN

All ICE Trike models feature our easy access swept cruciforms. Allowing you to get your feet further under you for a more stable entry and exit of the trike. They have a slightly raised seat position by 12mm (except the VTX) this allows for clearer access to remove the seat when folding the trike, this also creates improved heel clearance for smaller riders.



HOW THE CRUCIFORM COMPARES

The updated cruciform overlaid on top the ghosted previous cruciform, shows the extra heel clearance generated by the swept design.

OPTIMISED FRAMES

THE HEART OF A SUPERIOR TRIKE IS AN ICE OPTIMISED FRAME

Fundamental to the way ICE trikes perform, handle, and feel are geometry and materials. Our frames are designed to respond to the forces of rider and road. They incorporate press-forged rear drop outs, CNC-machined kingposts, and finest 7005 aluminium and 4130 chromoly steel tubing. Every element of the frame has been engineered to complement the other, giving ICE trikes their famed riding characteristics.

Each frame is powder coated for a perfect finish, whilst interfacing components are anodised for durability; ensuring that parts stay showroom fresh for years to come.



REAR SECTION

7005 T6 heat treated aluminium absorbs dynamic forces while ensuring maximum power transfer. The geometry is meticulously designed and features an asymmetric profile to fit a stronger un-dished wheel. Geometry and set up ensure that suspension is not affected by chain tension.

CRUCIFORM

Aircraft-grade heat-treated 4130 chromoly steel provides ideal qualities for the cruciform: strength, fatigue resistance, and vibration absorption. The design exploits these properties to give unique handling characteristics and superior comfort.

BOOM

The boom is made from lightweight, high strength, 7005 T6 heat-treated aluminium alloy. The front derailleur post is powder-coated, and the frame interfacing given a tough black anodised finish. Laser etched markings assist you in finding your ideal boom position.



COMPACT FLAT TWIST FOLD

The ICE Compact Flat Twist fold is one of the many innovations that ICE has brought to the recumbent world. The fold is based around a lightweight heat-treated aluminium hinge on the main frame. Simply remove the seat, fold the handlebars flat, and undo the quick release lever to fold the frame. As the frame folds, the rear wheel pivots to fit flat between the front wheels. The C.F.T fold allows the trike to be folded in under 30 seconds and works with ICE accessories.



FOLD YOUR TRIKE IN LESS THAN 30 SECONDS

TAILOR-MADE TRIKES

TRIKE MODEL OPTIONS ALLOW YOU TO CHOOSE THE BEST TRIKE TO MEET YOUR NEEDS

REAR WHEEL SIZE

Apart from the visual difference to the trike, rear wheel size plays a big part in gearing, and a very small part in handling and speed in different situations.

20" rear wheels allow for low gears, perfect for climbing mountain ranges and for riders with reduced power.

26" wheels allow for high gears and help you hold speed over rough surfaces.

700c wheels are the industry standard for racing bikes, allowing for high gears and fast riding, with a wide choice of tyres available.

26" Fat Tyre (Full Fat only) features an extra wide tyre (up to 4.8") with wide rims and hubs. This allows you to run low pressures to increase traction on soft, loose surfaces such as sand, mud, and snow.



ICE ERGO-LUXE AND ERGO-LUXE SHORT-SEATS - COMFORT REDEFINED

The **Ergo-Luxe** seats are the most comfortable trike seats on the market and the most comfortable you will ever sit on. Beautifully designed to provide the ultimate level of comfort and back support. Breathable fabrics maximise airflow, and ergonomic extra cushioning in the base and sides further enhance comfort. Adjustable tensioning. Integral Sidepod mounts eliminate the need for over the seat straps. A weather-sealed pocket for small items and reflective detailing.

Sprint X Tour, Ergo-Luxe seat. Perfectly designed to match the style of the Sprint X Tour, in grey and black with red detailing including all the features of the standard Ergo-Luxe seat.

The Ergo-Luxe Short seat, shown above left has a shorter back compared to the standard Ergo-Luxe seat, this improves the positioning of the neck rest, making it ideal for riders under 5ft 4" (162cm) tall. The width remains the same as the standard Ergo-Luxe seat.

Available on the Adventure, Adventure HD, Sprint X Tour, Full Fat and previous Sprint models.



ICE ERGO-FLOW SEAT

The Ergo-Flow seat has been designed to provide optimum back support. The cover features breathable fabrics to maximise airflow, cooling, and cushioning in the base and side bolsters enhances comfort. The tension in the back can be easily adjusted to suit the rider, and there is a handy weather-sealed pocket at the top for small items such as keys and phones. Reflective side detailing keeps you safe at night.

Available on Adventure, Adventure HD, Full Fat and Sprint X Tour.



ICE AIR-PRO COMPOSITE SEAT

Handmade from carbon fibre, the Air-Pro seat has been anatomically shaped to provide a firm base to pedal against, and to hold the rider securely, even through aggressive cornering. Available in two sizes, medium and large. The cover which provides comfort and ventilation is ergonomically designed with padded zones separated by air flow channels. A range of technical fabrics are assigned to each zone for breathability and durability.

Available on VTX, Sprint X and Sprint X Tour.



RIGID FRAMES

ICE Rigid frame equipped trikes exploit material characteristics to maximise performance. All rear frames are made from stiff but light aluminium alloy for good power transfer.

The middle section of the trikes are built from heat treated Cro-Mo Steel. Steel is a particularly good option as it can be optimised to provide an inherent compliance for improved comfort.



EASY ACCESS SWEEP CRUCIFORMS

All ICE trikes feature an easy access swept cruciform. Allowing you to get your feet further under you for a more stable entry and exit of the trike. It has a slightly raised seat position by 12mm (except the VTX) and allows for clearer access to remove the seat when folding the trike, this also creates improved heel clearance for smaller riders.



ROAD RESPONSE SUSPENSION

Our Road Response Suspension systems use advanced geometry to deliver a comfortable and controlled ride, adjustable and needing virtually no maintenance performing flawlessly over many thousands of miles.

The 4th generation ICE front suspension works smoothly, even maintaining correct operation under heavy braking with built in “anti-dive” geometry. The latest model has 1.5” (40mm) of travel, offers lifetime zero maintenance and ensures greater durability than ever before.

Our rear Road Response Suspension system has up to 4” (100mm) of travel and can be optimised by simply adjusting the position of, or swapping out the elastomer.



4TH GENERATION ADVANCED SUSPENSION SYSTEM

HOW TO BUY AN ICE TRIKE

ICE TRIKES ARE SUPER EASY TO BUY AND QUICK TO SHIP

ICE RECOMMENDED TRIKES. THESE TRIKES ARE OUR MOST POPULAR MODELS AND A GREAT SET UP FOR MOST RIDERS

CUSTOM CONFIGURED TRIKES. BUILD YOUR OWN DREAM TRIKE ON OUR WEBSITE CONFIGURATOR FROM A SELECTION OF MODELS, OPTIONS AND ACCESSORIES

ICE SPECIAL EDITIONS. TRIKES FOR THOSE WHO WANT A SPECIAL ICE TRIKE

2024 SPECIAL OFFERS

FREE ACCESSORIES,
BATTERY & SHIPPING*

SEE WEBSITE FOR FULL DETAILS

Configure your dream trike now or find your local dealer at: www.icetrikes.co

If you need help choosing your trike simply contact us via the website or speak to your local ICE trike dealer. We can help you choose the best trike suited for your specific needs.



BRAKES



TYRES



ACCESSORIES



FRAMES & SUSPENSION



GEARING



SEATS

GET OUT THERE

THE BEST THING ABOUT OUR TRIKES IS THE ENJOYMENT THEY BRING TO OUR RIDERS



ICE is an official partner to the British Cycling Limitless programme



LIMITLESS

DISABILITY & PARA CYCLING PROGRAMME

EMILY IS ONE OF OUR INSPIRATIONAL ICE TRIKE RIDERS. SHE RIDES AN ICE ADVENTURE POWERED BY SHIMANO B-BIKE MOTOR SYSTEMS

MORE ABOUT EMILY IN OUR WEBSITE BLOG

THE MODELS

VTX



A perfect blend of performance, dynamic handling, and comfort coupled with stunning looks and detailing to create the ultimate trike. With the lowest seating position of all our trikes, the VTX delivers superior performance guaranteed to put a smile on your face.

ADVENTURE



Enjoy the relaxed pace of recumbent riding on the beautifully designed Adventure. With its high and accessible seating position, rugged looks, and ride capabilities. The Adventure is primed to cruise the open road, discover hidden trails, and explore new horizons.

SPRINT X



The practical cousin to the VTX, the Sprint X is likely to be the fastest foldable trike available. Featuring a race wheel set with a 700c rear wheel. Available with suspension, components, and accessories. The ultimate sports road tourer or commuter trike.

ADVENTURE HD



A stronger, wider and larger version of the Adventure, the HD retains the accessible seating position, rugged looks, and ride capabilities. A wider seat to accommodate larger and taller riders ensures a comfortable ride for miles to come.

SPRINT X TOUR



With its sporty ride, comfort and medium height seating position, the versatile Sprint X Tour will guarantee you are ready for the challenge ahead. Featuring a touring wheel set with a 26" rear wheel. Perfect for fully laden long distance touring or carving bends, pushing your speed on a weekend ride, the Sprint X Tour is a trike for all seasons.

FULL FAT



An expedition-tough trike, originally designed for Antarctic record setting, the Full Fat combines durability, reliability, and specialist features for conquering the most challenging terrain. Rough trails, sand, snow, and mud; if you pedal, it'll take you there.

CUSTOMISED-INDIVIDUAL-YOURS



VTX



WINNER OF
WORLD RECORDS

FAST-LIGHT-SLEEK-DARK



Di2
DIGITAL INTEGRATED INTELLIGENCE

SHIMANO
ULTEGRA

OPTIONS AVAILABLE



THE VTX IS THE TRIKE YOU NEED IF YOU LIKE TO GO FAST. REALISE YOUR AMBITION FOR SPEED. SLEEK, LEAN, AND FINELY TUNED, THE ICE VTX DELIVERS SUPERIOR PERFORMANCE FOR THE MOST EXACTING RIDER

Super-charged with technical expertise and specialist knowledge, the ICE VTX is a different breed of recumbent trike. ICE VTX trikes are built on an optimised ICE frame featuring our No Brake Steer and Rider Positioning System.

LIGHTWEIGHT BUILD

Incorporating considered design and specialised components, such as a lightweight boom and carbon fibre Air-Pro seat, lightweight wheels, the VTX can weigh less than 30.4lbs (13.8kg) on the road.

NATURAL HANDLING

An optimised cruciform and one piece handlebar provides stability and nimble handling no matter what the speed.

MATT BLACK COLOUR SCHEME

The dynamic matt black colour scheme, with custom white and red graphics make the VTX look as sleek, light and fast as it rides.

RACE COMPONENTS

Advanced race components and customised features, such as the oversize pulley, effectively convert pedalling effort into speed.

SEATING

Fitted with the ICE Air-Pro seat, handmade from carbon fibre. The Air-Pro seat has been anatomically shaped to provide a firm base to pedal against, and to hold the rider securely, even through aggressive cornering. Available in large or medium sizes.

HYDROFORMED

Beautifully sculpted, the hydroforming process gives the back-end optimal strength and stiffness while remaining lightweight.

CUSTOM LIGHTWEIGHT RACE WHEELS

Black state of the art custom lightweight race wheels are lighter than the previous VTX wheels. They have a modern aero section profile. The wheel set features a 700c rear wheel, they are available in reliable low maintenance drums or powerful lightweight discs. Tubeless ready.

AERODYNAMICS

The low Air-Pro carbon fibre seat position and recline angle as little as 25° minimises frontal area and reduces aerodynamic drag.

EASY ACCESS SWEEP CRUCIFORM

ICE VTX features our easy access swept cruciform for improved heel clearance.

WIDTH	29.5" (750mm)
LENGTH	81.5" - 90.2" (2070mm - 2290mm)
WEIGHT FROM	30.4lbs (13.8kg)
SEAT HEIGHT	5.9" (150mm)
SEAT ANGLE	25 - 32 degrees
RIDER WEIGHT LIMIT	230lbs (104kg)

WINNER OF GUINNESS WORLD RECORDS AND THE 2024 WHVPA CHAMPIONSHIPS

See page 4 for more details.



SPRINT X

NEW

ENERGETIC-REFINED-NIMBLE



THE SPRINT X IS AVAILABLE IN **TWO BEAUTIFUL COLOURS** AND FOR THE FIRST TIME IS AVAILABLE WITH SHIMANO E-BIKE SYSTEMS ELECTRIC ASSIST

NOW AVAILABLE WITH:

SHIMANO
E-BIKE
SYSTEMS

Di2
DIGITAL INTEGRATED INTELLIGENCE

OPTIONS AVAILABLE



Pictured with optional Shimano E-Bike Systems

ICE 2024 33 SPRINT X

THE SPRINT X IS LIKELY TO BE THE FASTEST FOLDABLE TRIKE AVAILABLE. THE SPRINT X IS THE ULTIMATE SPORTS TOURING TRIKE, IT IS AVAILABLE WITH SUSPENSION, PERFORMANCE COMPONENTS AND ACCESSORIES AND COMES IN TWO COLOURS

Excite your cycling passion with the ICE Sprint X. All trikes in the ICE Sprint X range are built on an optimised ICE frame featuring Compact Flat Twist Fold, No Brake Steer, and Rider Positioning System.



WIDTH 31.5" (800mm)
LENGTH 81.4" - 90" (2067mm - 2286mm)
WEIGHT FROM 36.3lb (16.5kg)
SEAT HEIGHT 7" (180mm)
SEAT ANGLE 28 - 35 degrees
RIDER WEIGHT LIMIT (Air-Pro seat) 229lbs (104kg)



PERFORMANCE COMPONENTS

The Sprint X is fitted with superior race components to give enhanced performance and proven durability.

AVAILABLE IN TWO STOCK COLOURS

The Sprint X is now available in a **vibrant Passion red stock colour** with white detailing and the classic, refined gunmetal grey finish with red graphics and highlights.

C.F.T. FOLD

Featuring the practical touch of a folding frame in a race-specification trike makes the Sprint X as practical as the Sprint X Tour. Fold your trike in less than 30 seconds.

AERODYNAMICS

A low seat position and recline angle to 28° minimises frontal areas and reduces aerodynamic drag.

BRAKE OPTIONS

The race wheel set available in reliable low maintenance drums or powerful lightweight discs.



SHIMANO E-BIKE SYSTEMS

For the first time the Sprint X is available with two powerful Shimano motor systems, which allows you to cycle for longer with ease.

SEATING

Fitted with the ICE Air-Pro seat, handmade from carbon fibre. The Air-Pro seat has been anatomically shaped to provide a firm base to pedal against, and to hold the rider securely, even through aggressive cornering. Available in large or medium sizes.

CUSTOM LIGHTWEIGHT RACE WHEELS

The black state of the art custom lightweight race wheels are lighter than the previous VTX wheels. They are more aerodynamic, having a modern aero section profile. The wheel set features a 700c rear wheel.

EASY ACCESS SWEEP CRUCIFORM

Sprint X models feature our easy access swept cruciform, creating improved heel clearance and making it even easier to get on and off the trike.



SPRINT X TOUR



THE SPRINT X TOUR IS
AVAILABLE IN TWO BEAUTIFUL
STOCK COLOURS



AVAILABLE WITH:

SHIMANO
E-BIKE
SYSTEMS

Di2
DIGITAL INTEGRATED INTELLIGENCE

DYNAMIC-VERSATILE-SPORTY

ERGO-LUXE SEAT FOR SPRINT X TOUR

The Ergo-Luxe seat is available
for the Sprint X Tour. Perfectly
designed to match the
style of the trike, in grey and
black with red detailing.



AVAILABLE WITH THE ENVILO
AUTOMATIQ, FULLY AUTOMATIC HUB
See page 10.

enviolo
AUTOMATIQ™

SPRINT X 365

SPRINT X 365, TRAIL EDITION

All the fun of the Sprint X Tour E-Assist with
go anywhere all-terrain Schwalbe GT 365,
4-season tyres.

Blast through forest trails, woodland rides,
gravel paths, wherever your ride takes you.



Watch it in action, see website for details.



OPTIONS AVAILABLE



*(USA/Canada Only subject to availability)

SPORTING PERFORMANCE AND LAID-BACK COMFORT COMBINE IN THE VERSATILE ICE SPRINT X TOUR. WHETHER YOU'RE CARVING BENDS, PUSHING YOUR SPEED, OR ON A LONG DISTANCE TOUR, YOU'LL BE READY FOR THE CHALLENGE AHEAD

The specialised cruciform geometry of a Sprint X Tour is enhanced with a wealth of technical features designed to deliver sporting performance, agile handling, and everyday practicality.

All trikes in the ICE Sprint X Tour range are built on an optimised ICE frame featuring Compact Flat Twist Fold, No Brake Steer, Rider Positioning System, and are available with wide range gearing.



ICE 2024 38 SPRINT X TOUR



COMFORTABLE, PRACTICAL EVERYDAY USE

Suspension or hard-tail trike options available, giving a smoother ride or sporty style. A variety of mounting points make it easy to fit racks, bags, and other accessories for everyday practicality and long distance sports touring.

AVAILABLE IN TWO STOCK COLOURS

The Sprint X Tour is now available in a **vibrant Passion red stock colour** with white detailing and the classic, refined gunmetal grey finish with red graphics and highlights.

DYNAMIC HANDLING & SPORTS POSITIONING

A low centre of gravity ensures excellent stability even when cornering at high speed. It's lower and more agile, with a dynamic riding position, the sports positioning of the Sprint X Tour encourages a fast paced ride.



RELAXED RECLINE

The relaxed seat angle can be easily adjusted on the Ergo seats to one of four positions between 37° and 44°. A lower seat recline angle to 28° is possible using the Air-Pro hardshell seat, this smaller frontal area reduces aerodynamic drag.

TOURING WHEEL SET

Featuring the practical, tough, touring wheel set, box sectioned, eyeletted with a 26" rear wheel that is great for road, trail and touring riding.

SEATING OPTIONS

A fresh sporty designed, super comfortable, luxurious trike seat. Designed to match the style of the Sprint X Tour, in grey and black with red detailing. The Ergo-Luxe seat provides the ultimate level of riding comfort and ergonomic cushioning while breathable fabrics maximise airflow. The Ergo-Flow and Air-Pro seats are also available.

SHIMANO E-BIKE SYSTEMS

The Sprint X Tour is available with two powerful Shimano E-Bike motor systems.

WIDTH	31.5" (800mm)
LENGTH	81.4" - 90" (2067mm - 2286mm)
WEIGHT FROM	36.3lb (16.5kg)
SEAT HEIGHT	7" (180mm)
SEAT ANGLE	28 - 44 degrees
RIDER WEIGHT LIMIT	(Ergo seat) 275lbs (125kg) (Air-Pro seat) 229lbs (104kg)



ADVENTURE



TWO GREAT STOCK COLOURS FOR THE ADVENTURE

Choose the colour to suit your personality and style, the Adventure and Adventure HD trikes are now available in an exciting second stock colour.

The Adventure green is vibrant, eye catching and perfectly matched to ride alongside the hugely popular Adventure blue. Our riders tell us they love the Adventure and now there is twice as much to love.

RUGGED-**ACCESSIBLE**-DEPENDABLE

ENJOY THE LAID-BACK PACE OF RECUMBENT CYCLING ON A BEAUTIFULLY DESIGNED ICE ADVENTURE. CRUISE THE OPEN ROAD, DISCOVER HIDDEN TRAILS, AND EXPLORE NEW HORIZONS

ICE's heritage of innovation and development combine to produce a trike that is beautifully engineered, rides like a dream, and offers practical features for everyday use.

All trikes in the ICE Adventure range are built on an optimised ICE frame featuring Compact Flat Twist Fold, No Brake Steer, Rider Positioning System, and wide range gearing.

GROUND CLEARANCE

A high cruciform gives excellent ground clearance, ideal for road and trail use.

POWERFUL DRUM BRAKES

Sturmey Archer drum brakes give maintenance free performance for up to 10,000 miles between servicing (disc brake option also available).

HIGH SEAT

A high seat position gives easy access to the trike, and a great view of the trail ahead and the scenery around you. The high seat position also makes it easier to get into and out of the trike.

ADJUSTABLE RECLINE

The upright seat angle can be easily adjusted to one of four positions between 38 and 51 degrees.

ADAPTABLE

Mounting points make it easy to fit custom ICE racks, a wide range of bags, and accessories suited for your intended riding.

RUGGED

A durable finish with custom frame protection ensures your Adventure is ready for the challenge ahead.

AVAILABLE WITH THE ENVIOLQ
AUTOMATIQ FULLY AUTOMATIC HUB
See page 10.

enviolo
AUTOMATI*Q*™



OPTIONS AVAILABLE



Di2
DIGITAL INTEGRATED INTELLIGENCE

Adventure pictured with optional Shimano E-Bike Systems.



WIDTH 32.5" (825mm)
 LENGTH 65" - 73.6" (1650mm - 1870mm)
 WEIGHT FROM 36.2lbs (16.5kg)
 SEAT HEIGHT 13.5" (343mm)*
 SEAT ANGLE 38 - 51 degrees
 RIDER WEIGHT LIMIT 275lbs (125kg)

*Seat height varies with trike specification.

THE ADVENTURE FEATURES, WIDER COCKPIT, ERGO-LUXE SUPER COMFORTABLE SEAT, EASY ACCESS SWEEP CRUCIFORM & SECURE INDEXED HANDLEBAR CLAMPS

ICE Adventure models feature our easy access swept cruciforms. Allowing you to get your feet further under you for a more stable entry and exit of the trike. It has a slightly raised seat position of 12mm and allows for clearer access to remove the seat when folding the trike, this also creates improved heel clearance for smaller riders.

SHIMANO E-BIKE SYSTEMS

The Adventure is available with two powerful Shimano E-Bike motor systems.

AVAILABLE WITH:
SHIMANO
E-BIKE
SYSTEMS

WIDE RANGE OF SEATING OPTIONS

The **Ergo-Luxe** seats are the most comfortable trike seats on the market and the most comfortable you will ever sit on. Beautifully designed to provide the ultimate level of comfort and back support.

Breathable fabrics maximise airflow, and ergonomic extra cushioning in the base and sides further enhance comfort. Adjustable seat back tension. Integral Sidepod mounts. A weather-sealed pocket for small items. Ideal for riders over 5ft 5" (165cm) tall.

The **Ergo-Luxe Short** seat option, shown below left has a shorter back compared to the standard Ergo-Luxe seat, this improves the positioning of the neck rest, making it ideal for riders under 5ft 4" (162cm) tall. The Ergo-Luxe Short seat is an option on the Adventure. The width remains the same as the standard Ergo-Luxe seat.

The **Ergo-Flow** seat is also available for the Adventure.



WIDER HANDLEBARS

The handlebars allow for a wider roomier cockpit, and a handlebar clamping system with super secure indexed clamps to ensure the handlebars easily remain fixed in position at all times. Shown here for comparison with the previous handlebars in grey.



INTEGRAL SIDEPOD BAG MOUNTS ON THE ERGO-LUXE SEATS

ADVENTURE HD

THE ICE ADVENTURE HD APPLIES THE ENGINEERING, DESIGN, AND FUNCTIONALITY OF THE ICE ADVENTURE RANGE, BUT WITH MORE GENEROUS SIZING



TWO STOCK COLOURS FOR THE ADVENTURE HD

Now you can choose the colour to suit your personality and style, the Adventure and Adventure HD trikes are now available in an exciting second stock colour.

The Adventure HD green is vibrant, eye catching and perfectly matched to ride alongside the hugely popular Adventure HD blue. Our riders tell us they love the Adventure and now there is twice as much to love. Two great colours to choose from and express your riding style.



Adventure HD above pictured with optional Shimano STEPS E-Assist

ICE 2024 44 ADVENTURE HD

OPTIMISED-STRONG-DURABLE

Retaining all of the benefits of the ICE Adventure models, the ICE Adventure HD is built stronger and wider for larger and taller riders.

Overall the trike is 2" wider due to the stronger and wider cruciform that provides a larger cockpit. This is complemented by an HD Ergo-Luxe seat which is 2.5" wider and 2" deeper yet maintains all the features of the standard Ergo-Luxe seat.

HEAVY DUTY

The optimised ICE Adventure HD cruciform is made from 4130 Chromoly steel, strongly built to support riders up to 330lbs (150kg).

LARGE SEAT

Fitted with a wider and deeper Ergo-Luxe seat, the ultimate in riding comfort. The optional Ergo-Flow seat, is lightweight and very breathable.

LONGER X-SEAM

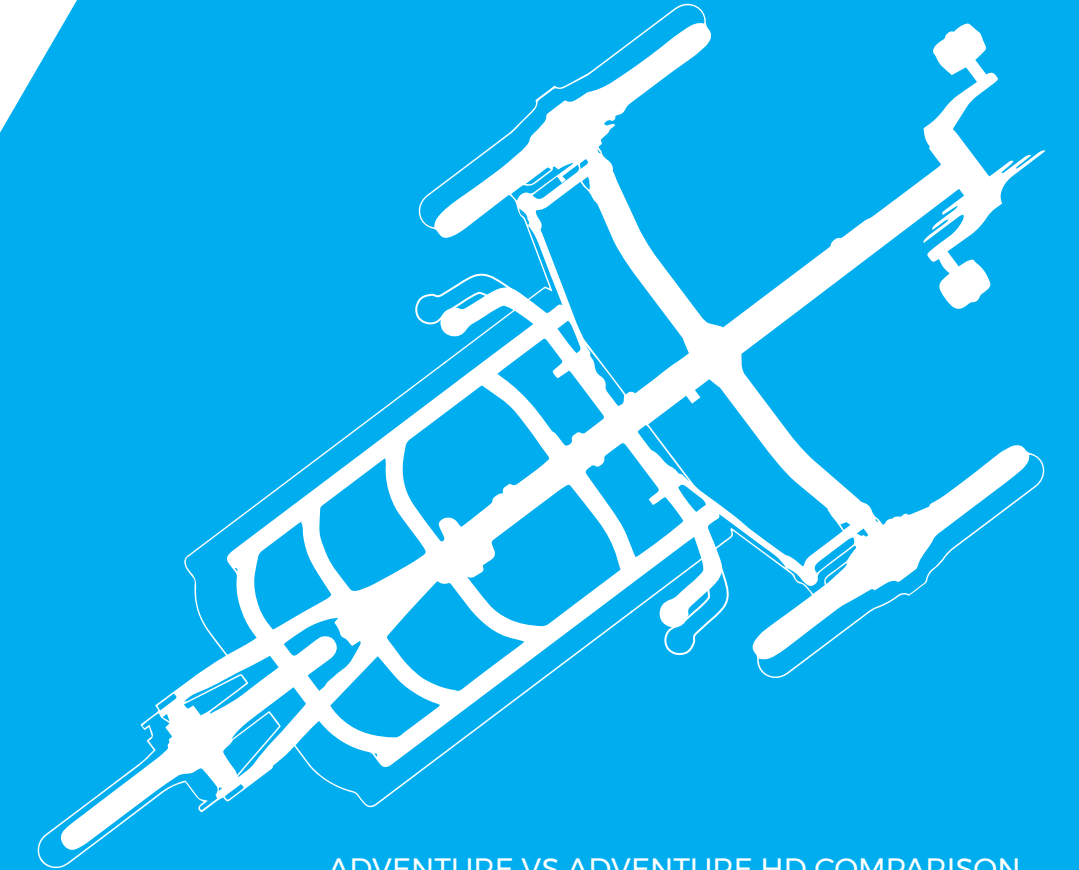
An additional 2" on the x-seam length makes the HD perfect for taller riders.

AVAILABLE WITH:

SHIMANO
E-BIKE
SYSTEMS



Di2
DIGITAL INTEGRATED INTELLIGENCE



ADVENTURE VS ADVENTURE HD COMPARISON

OPTIONS AVAILABLE



ICE 2024 45 ADVENTURE HD



THE ADVENTURE HD - WIDER COCKPIT, MORE GENEROUS SIZING, STRONG, HIGH RIDING POSITION & SUPER COMFORTABLE ERGO-LUXE SEATING

Adventure HD models feature our easy access swept cruciform, creating improved heel clearance, making it easier to get on and off the trike.

E-ASSIST SHIMANO STEPS MOTORS

The Adventure HD is available with two powerful Shimano E-Bike motor systems.

AVAILABLE WITH THE ENVIOLLO
AUTOMATIQ FULLY AUTOMATIC HUB
See page 10.

enviolo
AUTOMATI*Q*)))

ICE ERGO-LUXE SEAT

You'll have to try it to believe it! The Ergo-Luxe seat is the most comfortable trike seat on the market and the most comfortable you will ever sit on. Designed to provide the ultimate level of comfort and back support. Breathable fabrics maximise airflow, and ergonomically designed extra cushioning in the base and sides further enhance comfort. The Ergo-Flow seat is also available.

HIGH SEAT

A high seat position gives easy access to the trike, and a great view of the trail ahead and the scenery around you. The high seat position also makes it easier to get into and out of the trike. The recline of the seat can be easily adjusted to one of four different positions.

GROUND CLEARANCE

A high cruciform gives excellent ground clearance, ideal for road and trail use.

WIDER HANDLEBARS

The handlebars allow for a wider, roomier cockpit, and a handlebar clamping system with super secure indexed clamps to ensure the handlebars easily remain fixed in position at all times.

WIDTH	34.5" (875mm)
LENGTH	66.9" - 75.9" (1700mm - 1920mm)
WEIGHT FROM	36.7lbs (16.7kg)
SEAT HEIGHT	13.5" (343mm)*
SEAT ANGLE	45 - 51 degrees
RIDER WEIGHT LIMIT	330lbs (150kg)

*Seat height varies with trike specification.



FULLFAT

UNSTOPPABLE-UNCOMPROMISING-UNREAL



ICE 2024 48 FULL FAT

AVAILABLE WITH:

SHIMANO

E-BIKE
SYSTEMS

Di2
DIGITAL INTEGRATED INTELLIGENCE



OPTIONS AVAILABLE



ICE 2024 49 FULL FAT

AN EXPEDITION-TOUGH TRIKE, ORIGINALLY DESIGNED FOR ANTARCTIC WORLD RECORD SETTING. THE ICE FULL FAT COMBINES A STRONG AND RELIABLE BUILD WITH SPECIALIST FEATURES FOR RIDING OVER CHALLENGING TERRAIN OR TO THE SOUTH POLE

TWO WORLD RECORDS FOR MARIA

In 2013 **Maria Leijerstam** became the first person in the world to cycle to the South Pole on the Polar Cycle built by ICE. She set the coast to pole human powered speed record of 10 days 14 hours. This world record still stands today. Traveling over 630km, cycling for up 17hrs a day in -29°C temperatures.



The ICE Full Fat is built on an optimised ICE frame featuring Compact Flat Twist Fold, No Brake Steer, Rider Positioning System, and wide range gearing.

OVERSIZED TYRES

Large volume, low pressure tyres give excellent float and traction over soft ground, sand, snow, mud and adventurous forest trails.

WIDE RANGE GEARS

Available with a variety of gear options, the Full Fat can be geared for even the most challenging terrain.

GROUND CLEARANCE

A high cruciform and three 26" wheels gives excellent clearance over rugged trails.

REAR SUSPENSION

Very effective, lightweight rear suspension is fitted as standard to give a comfortable ride.

C.F.T. FOLD

Built with the ICE Compact Flat Twist frame, allowing the trike to fold quickly and easily.

SHIMANO E-BIKE SYSTEMS

The Full Fat is available with two powerful Shimano E-Bike motor systems.

SECURE INDEXED HANDLEBAR CLAMPS AND EASY ACCESS SWEEP CRUCIFORM

The handlebar clamping system with super secure indexed clamps, ensures the handlebars easily remain fixed in position at all times. The easy access swept cruciform creates improved heel clearance and makes it easier to get on and off the trike.

ADAPTABLE

Mounting points make it easy to fit custom ICE racks, a wide range of bags and cycling accessories to the Full Fat.

WIDTH	38.8" (985mm)
LENGTH	76" - 84.6" (1930mm - 2150mm)
WEIGHT FROM	49.2lb (22.3kg)
SEAT HEIGHT	16.5" (420mm)
SEAT ANGLE	38 - 51 degrees
RIDER WEIGHT LIMIT	275lbs (125kg)



VERNA SAYS, "KEEP GOING"



ACCESSORISE, ADAPTABLE TO SUIT RIDERS NEEDS

All different people ride ICE Trikes, each rider is unique. Remarkable riders like Verna from Calgary, who is a quad amputee. She rides an ICE Adventure trike with a Shimano STEPS motor system. She says, the trike was the most comfortable she tried and it needed the least modifications to fit her needs.

ICE trikes are adaptable to suit each riders needs including people with cycling confidence issues, disabilities, fitness and medical rehabilitation or they simply want the most comfortable and accessible way to enjoy cycling.

Read more about Verna and many other trike riders on our website blog.



MADE FOR YOU

ALL ICE TRIKES ARE AVAILABLE WITH A WIDE RANGE OF OPTIONS AND ACCESSORIES TO FIT THE TRIKE TO YOU AND YOUR BODY

From seat brackets to adjust the leg length and seat height to the Helping Handles to assist you in and out of the seat, your ICE trike will be the perfect fit for you. Visit our website and online price lists to see the full range of accessories.




SEAT PROTECTION COVER & POUCH

The seat and integral neck rest protection cover helps keep the seat dry and protected from UV, rain, snow and dust. The elasticated design fits all Ergo seats and it can occasionally be sat on while riding. The pouch is more waterproof and ideal for storing small items. Fastens with Velcro straps. May fit other trike brands.



NECK RESTS

The ICE neck rest, available on our Ergo-Luxe, Ergo Flow and Air Pro seats, incorporates a comfortable cushion, wider for Ergo-Luxe and Ergo-Flow seats. Our clamp offers a wide range of positions and once fitted the neck rest frame provides a handle to manoeuvre your trike.



EASY FIT WRIST RESTS

The wrist rest with an optional support strap offer incredible comfort and support for riders who require that additional wrist support while riding. Great for touring or for riders who have limited wrist use.



FLAG AND MOUNTS

The Flag and pole High visibility flag with single piece pole for convenient storage. With ICE logo, reflective strip and eyelet for attaching streamers also additional flag mount to allow an alternative position from the built in seat holes.



SIDEPODS FOR ERGO-LUXE SEAT

The ICE Sidepods for Ergo-Luxe seat have all the standard features of the current Sidepods with an extra internal storage pocket and the new innovative mounting system that secures the Sidepods to the Ergo-Luxe seat without the need for additional over the seat straps.



CHAINRING GUARD

The chain ring guard is an added safety feature that also prevents you from accidentally brushing against the oily chain rings.



SEAT RISER FOR ADVENTURE & HD

For Adventure and Adventure HD, the seat riser makes the seat 4 inches (10cm) higher. Perfect for those that find the normal seat heights just too low to comfortably mount and dismount.



LUGGAGE MOUNTS

The ICE side handlebar bag mount is built to fit a standard bicycle handlebar bag, perfect for storing your items and keeping them to hand without getting off your trike.



LIGHTING SYSTEMS AND NEW REAR BRAKE LIGHT

We offer lighting systems for our Shimano E-Bike trikes. Featuring a new quick release flag mount with integrated Supernova rear tail & brake light. The brake light automatically activates when braking. Powered by the Shimano motor system.



FF & FB BRACKETS

For the particularly tall or short rider the FF & FB bracket mounts can accommodate both extremes with ease. See our website for more information.



EASY ADJUST KITS

The Easy Adjust Chain Kit allows the boom length to be changed quickly to accommodate different riders without the need to change the chain or cable lengths.



BOTTLE CAGE RISER & BOTTLES

The ICE 750ml water bottle is a high quality, durable, and BPA free bottle, which fits perfectly in our n+1 black and white bottle cage. For easier access try our ICE bottle cage riser, which turns and raises the bottle cage towards the rider.



FRONT & REAR MUDGUARDS / FENDERS

ICE mudguards have been developed specifically for our trikes. Adjustable to accommodate different tyre sizes, they protect and look great.



QR FRONT WHEEL AXLES & DERAILLEUR HANGER

Quick release front axles which allow you to easily remove the front wheels on ICE trikes without tools. Available in disc or drum brakes options. Spare rear derailleur hangers are available for all current trike models.



LIGHT, COMPUTER & SENSOR MOUNTS

We offer a range of different ICE specific mounts. From mounting multiple lights to the front of your trike, to a central computer mount coupled with a sensor mount incorporated into the kingpost assembly.



HELPING HANDLES

The ICE helping handles make getting in and out of your trike a breeze. The perfect accessory for those who need a helping hand.



PEDALS

We offer three types of pedal. Shimano PD-M324 with SPD cleat on one side and flat pedal on the other, or the SPD convert the Shimano PD-A520, or the Shimano XT SPD / Flat combination pedal.



MIRRORS AND MOUNTS

The Mirrycle mountain mirror is a 3" round, convex glass mirror with a wide field of view and ICE Accessory Mount attaches just below the hand grip providing you with a fixing point for your mirror.



SPARE PARTS

We have every ICE spare or replacement part you will ever need. From a brand new seat to a replacement pulley. Ready to ship anywhere in the world for super quick delivery.



BATTERY AND SECOND BATTERY MOUNTS

We offer battery mounts for for use with our Shimano systems. With and without racks, allowing easy and secure mounting of electric assist system batteries on trikes with and without suspension. A second battery mount is available to mount an additional battery on the back of the Ergo-Luxe and Ergo-Flow seats.



AIR-PRO SEAT

The Air-Pro carbon fibre seat is handmade in-house to the highest standards. It is a lightweight form-fitting seat which is stiff and strong, providing excellent power transfer. Available in two sizes to suit different riders. Finished with a foam core fabric cover with dual density foam tuned for maximum comfort.



REAR RACKS & PANNIERS

Our ICE specific rack has been tested to carry heavy loads and fit all standard panniers. Whether crossing continents or popping to the shop, let our rack take the load.

SEE THE FULL
RANGE OF ICE
ACCESSORIES ON
OUR WEBSITE

6
MODELS

10
YEAR WARRANTY

26+
YEARS EXPERIENCE

32+
COUNTRIES

225+
DEALERS

24,000+
TRIKES SOLD

DEDICATED INNOVATORS

WE ARE MORE THAN RECUMBENT
ENTHUSIASTS: WE ARE EXPERTS

We are responsible for many major innovations in recumbent design, including No Brake Steer, Road Response Suspension and Compact Flat Twist fold frames. We continue to use the latest technologies, finest materials, and traditional workshop craftsmanship.



DISCOVER

Everyone at ICE is passionate about recumbent trikes, and many of our ground-breaking ideas have come from riding the road or whilst working on the shop floor. As a close-knit, collaborative team, we are always sharing these moments of inspiration and setting them on the road to realisation.

DEFINE

During the definition stage, ideas are analysed and assessed. We explore the context that sparked the idea and ensure that we fully understand the issues involved. A design brief is prepared that clearly defines the situation, outlines the desired outcomes, and lays out a clear plan for how to progress.

DEVELOP

This is when the design and engineering team refine ideas into a solution. The team produces prototypes to explore and perfect. They test rigorously using Finite Element Analysis modeling and by putting prototypes to work on the road and down the trails.

DELIVER

At this stage ideas become reality. We work closely with specialists suppliers to manufacture components, ship them to our workshop and conduct rigorous inspection and pre-assembly processes. Every trike is built to order in Falmouth by our dedicated technicians, packed with care, and shipped to its new owner.

10 YEAR WARRANTY*

ON ALL NEW ICE TRIKES, ACTIVATE YOURS NOW!

For total peace of mind, activate your warranty to enjoy full 10 year coverage on all ICE proprietary parts. The warranty is available to the original trike owner for 10 years from the date of purchase, when the trike is registered within 30 days. It guarantees that the frame, seat, and steering components are free from material and manufacturing defects.

*For more details and how to activate your 10 year warranty visit our website:

www.icetrikes.co/warranty

KEEP IN TOUCH

The best way to appreciate an ICE trike is to take one for a ride! Contact your local dealer to arrange a test ride.

Visit: www.icetrikes.co/dealers to find your local dealer

Find us at: www.icetrikes.co
Contact us by email: info@icetrikes.co
For general info and sales contact our UK office
(9:30 to 17:30) +44(0)1326 378848

Inspired Cycle Engineering Ltd
Unit 25 Tregonigge Industrial Estate
Falmouth, Cornwall TR11 4SN

Social media: @icetrikes



Share your trike riding photos and experiences with ICE:
Simply tag us: @icetrikes or #icetrikes

Brochure Issue 2-24. All photos, illustrations, colours, weights, and specifications contained in this catalogue are based on the latest production information at the time of publication. ICE reserves the right to make changes at any time, without notice, in colours, materials, equipment, specifications, and models. Any variations in colours shown may be due to the reproductive variations of the printing process. Some models may be shown with optional equipment. Please check model availability and full specification with your dealer prior to ordering.

PARTNERS



LIMITLESS

DISABILITY & PARA CYCLING PROGRAMME

ICE is official partner to the British Cycling Limitless programme

QUALITY AS STANDARD



ISO 9001 Certified

SHIMANO E-BIKE SYSTEMS

Shimano E-Bike Certified

Certified



Corporation

B-Corp Certified



Cytech Accredited Technicians



INSPIRED CYCLE ENGINEERING

YOUR LOCAL AUTHORISED ICE TRIKES DEALER:



www.icetrikes.co